

# TX-H2560SW21C-2760V36-03H90

## PRODUCT SPECIFICATION

### Features:

- ◆ Excellent transiting heat from LED chip operating under 2800mA.
- ◆ Provide uniform cross distribution of positive white and warm white dual color scheme, mixed pure.
- ◆ High luminous output.
- ◆ No UV.
- ◆ Encapsulated materials are environmentally certified and meet environmental requirements.

### Chip Material:

- ◆ GaInN

### Emitting Color:

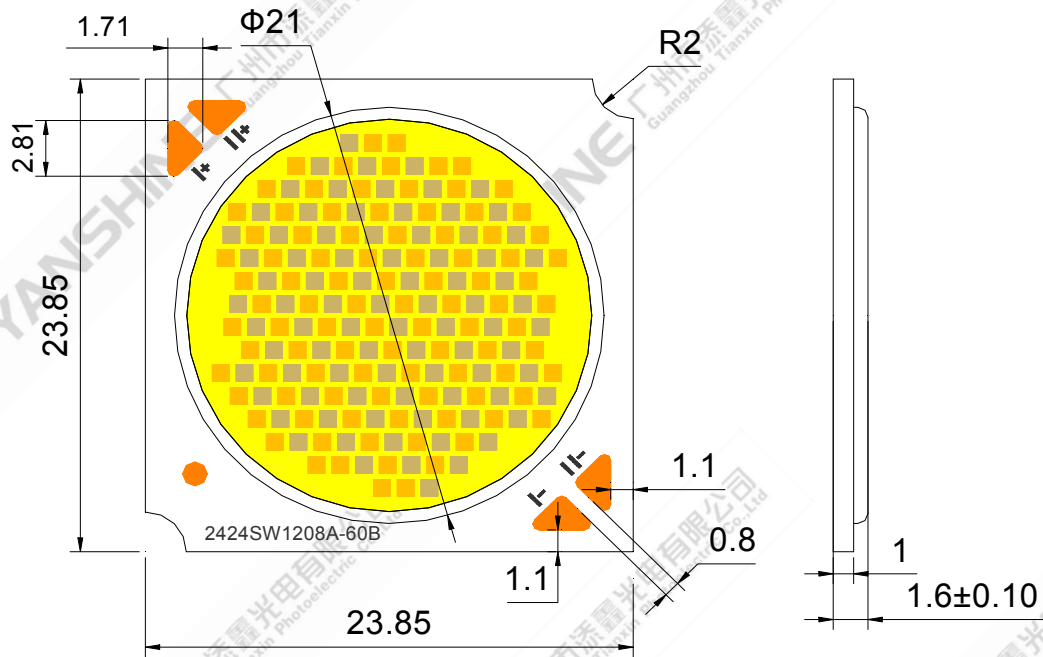
- ◆ White
- ◆ Warm white

### Applications:

- ◆ Commercial lighting
- ◆ General Lighting

Part No.	TX-H2560SW21C-2760V36-03H90	Spec No.	WKF-DB0113	Page	1 of 8
----------	-----------------------------	----------	------------	------	--------

**Package Dimensions:**



I: Warm white ; II: White

**Notes:**

- 1.All dimensions are in millimeters .
- 2.Tolerances unless otherwise mentioned are  $\pm 0.25\text{mm}$  .

**Code Formats:**

TX-H2560SW21C-2760V36-03H90

TX	—	H	25	60	SW	21	C	—	2760	V36	—	03	H90
TYANSHINE	—	High density	series	Watt type	performance	LES	texture	—	CCT	Vol Ts	—	BOM	Ra

Part No.	TX-H2560SW21C-2760V36-03H90	Spec No.	WKF-DB0113	Page	2 of 8
----------	-----------------------------	----------	------------	------	--------

**Absolute Maximum Ratings**

Parameter	Symbol	Ratings	Unit
Forward Current	IF(S/W)	2800	mA
Reverse Voltage	V <sub>R</sub>	Not designed for reverse operation	V
Power Dissipation	P <sub>D</sub>	S	100
		W	100
		S+W	100
Junction Temperature	T <sub>j</sub>	S	150
		W	150
Case Temperature (C)	T <sub>c</sub>	80 (2800mA)	°C
		105 (1800mA)	
Electrostatic Discharge Threshold (ESD)	ESD	2000	V
Storage Temperature	T <sub>stg</sub>	-40~+100	°C
Operation Temperature	T <sub>opr</sub>	-40~+105	

**Notes:**

- Specifications are subject to change without notice.
- The data on this specification is for reference only and the actual data is in accordance with the acknowledgment.
- Precautions for ESD:  
STATIC SHIELD Electricity and surge damages the LED. It is recommended to use a wrist band or anti-electrostatic glove when handling the LED. All devices, equipment and machinery must be properly grounded.

**Electrical Optical Characteristics (Tc=25°C)**

Parameter	Symbol	Condition	Emitting color	Min.	Typ.	Max.	Units
Luminous Flux	$\phi_v$	If=1800mA	S	5000	5800	6600	lm
			W	6400	7200	8200	
Forward Voltage	$V_f$		S	31	33	35	V
			W	31	33	35	
Correlated Colour Temperature	CCT		S	2620	2700	2780	K
			W	5750	6000	6300	
Viewing Angle at 50% IV	$2\theta_{1/2}$		S	—	115	—	Deg
			W	—	115	—	
Reverse Current	$I_R$		—	—	—	—	$\mu A$
Thermal Resistance Junction to Case	$R\theta_{J-C}$		—	—	0.30	—	K/W
Color Rendering Index	$R_a$	S	90	—	—	—	
		W	90	—	—		

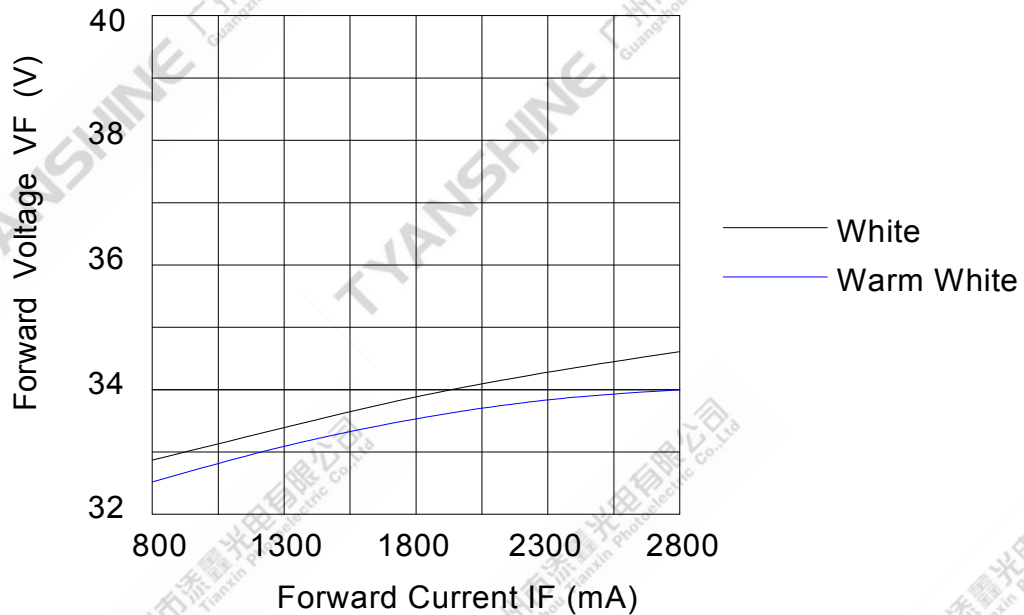
**Notes:**

- 1.Luminous intensity is measured with a light sensor and filter combination that approximates the CIE eye-response curve.
2. $\theta_{1/2}$  is the off-axis angle at which the luminous intensity is half the axial luminous intensity.
- 3.Luminous flux measurement tolerance:±15%.
- 4.Forward voltage measurement tolerance:±3%.

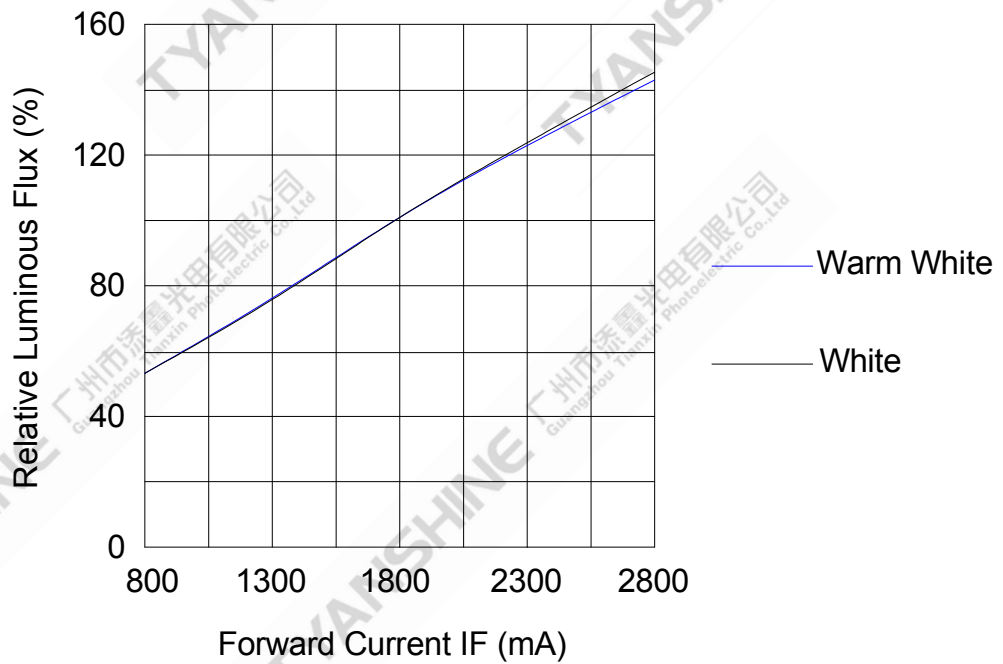
### Typical Electrical/Optical Characteristics Curves

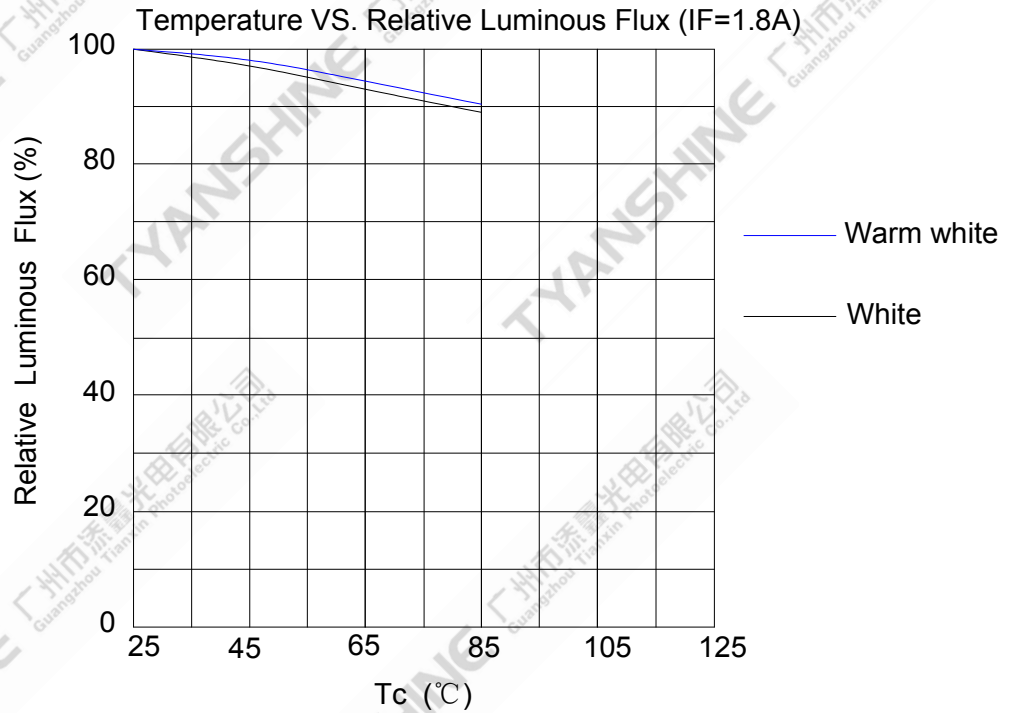
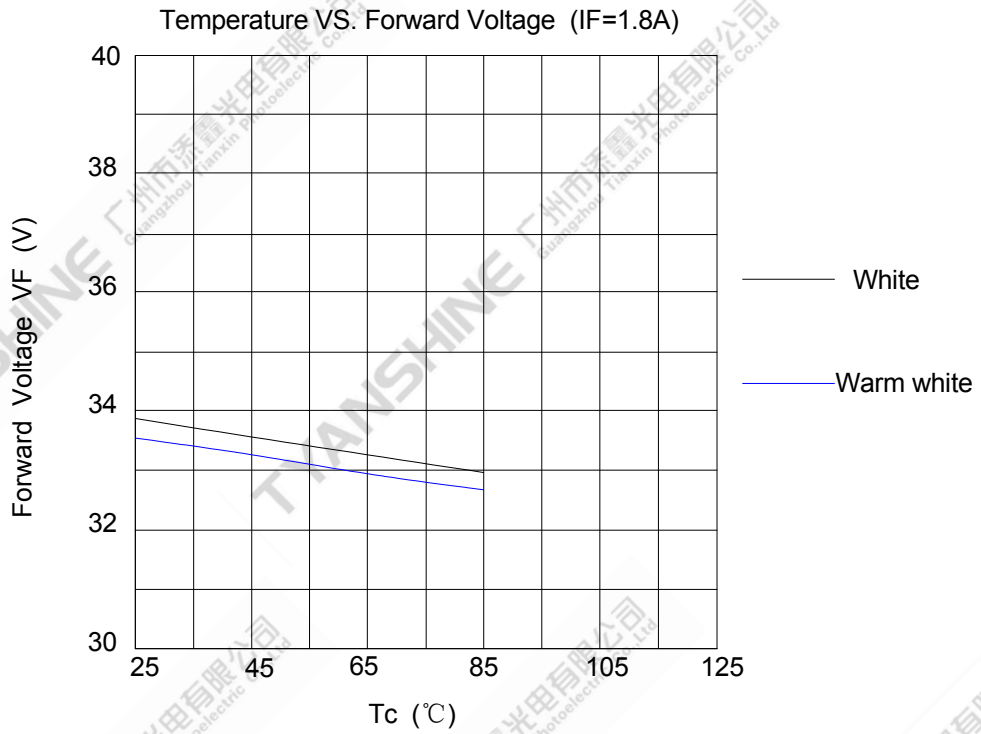
(25°C Ambient Temperature Unless Otherwise Noted)

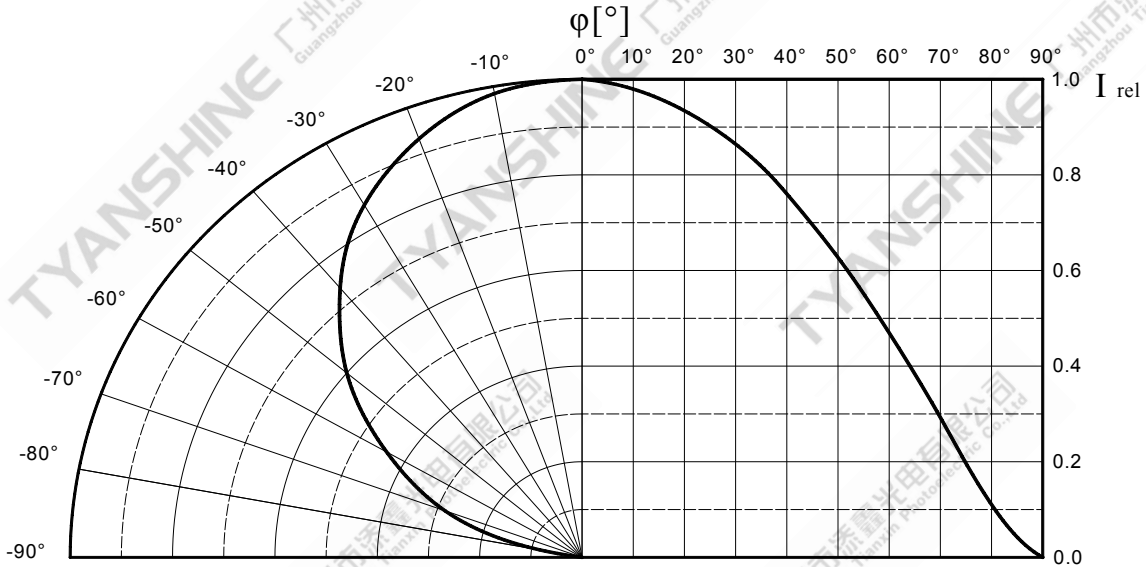
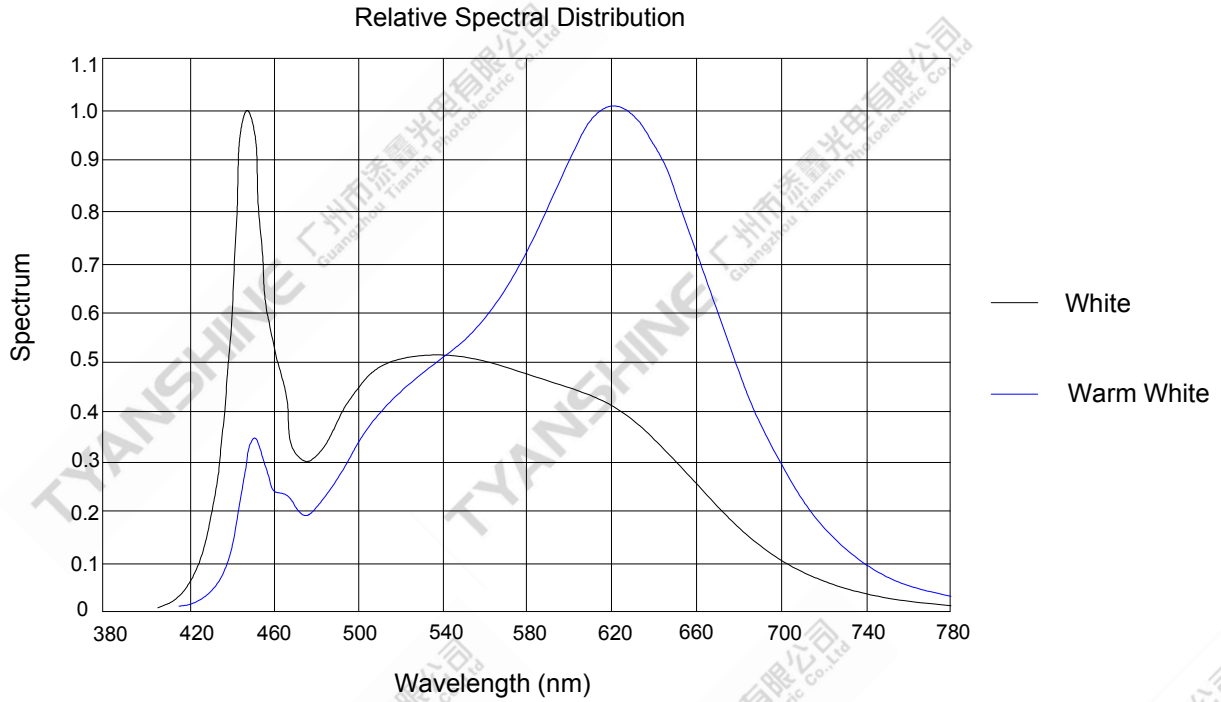
Forward Current VS. Relative Forward Voltage



Forward Current VS. Relative Luminous Flux





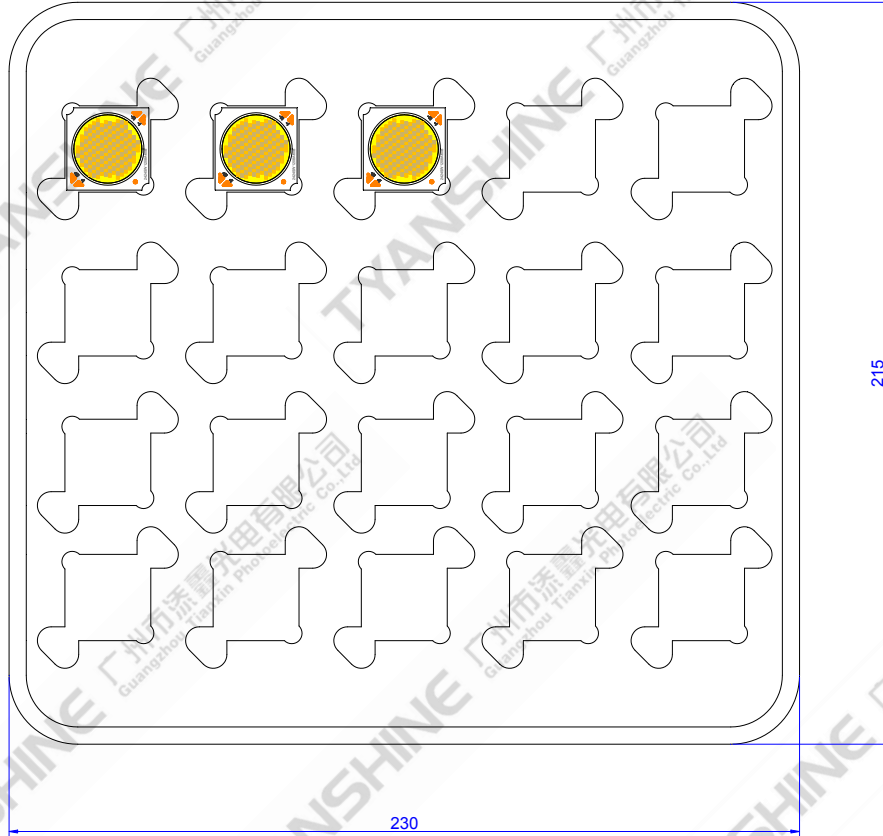


**Notes:**

1.  $\theta_{1/2}$  is the off axis angle from lamp centerline where the luminous intensity is 1/2 of the peak value.
2. View angle tolerance is  $\pm 5^\circ$ .

**Dimensions For Cannulation And Packaging**

**Quantity: 20PCS**



**Notes:**

1. All dimensions are in millimeters.
2. Tolerances are  $\pm 2.0$  mm unless otherwise noted.
3. The products are packaged together with silica gel, Transport, not to the weight of welding LED light-emitting area, As a result of the weight of LED light-emitting zone in the quality of, Irresponsible of the Company.

Part No.	TX-H2560SW21C-2760V36-03H90	Spec No.	WKF-DB0113	Page	8 of 8
----------	-----------------------------	----------	------------	------	--------